

ENTRANT # _____

DIVISION: _____

CATEGORY _____

DESCRIPTION: _____

1

2

3

M

NAME: _____

PHONE # (____) _____

GOURD IS NOT FOR SALE _____

GOURD IS FOR SALE # _____

PERMISSION TO MOVE GOURD TO A CORRECT CATEGORY YES___ NO___


PICK UP TAG - keep this portion

NAME: _____

ENTRANT # _____

DIVISION: _____

CATEGORY _____



ENTRANT # _____

DIVISION: _____

CATEGORY _____

DESCRIPTION: _____

1

2

3

M

NAME: _____

PHONE # (____) _____

GOURD IS NOT FOR SALE _____

GOURD IS FOR SALE # _____

PERMISSION TO MOVE GOURD TO A CORRECT CATEGORY YES___ NO___


PICK UP TAG - keep this portion

NAME: _____

ENTRANT # _____

DIVISION: _____

CATEGORY _____



ENTRANT # _____

DIVISION: _____

CATEGORY _____

DESCRIPTION: _____

1

2

3

M

NAME: _____

PHONE # (____) _____

GOURD IS NOT FOR SALE _____

GOURD IS FOR SALE # _____

PERMISSION TO MOVE GOURD TO A CORRECT CATEGORY YES___ NO___


PICK UP TAG - keep this portion

NAME: _____

ENTRANT # _____

DIVISION: _____

CATEGORY _____



ENTRANT # _____

DIVISION: _____

CATEGORY _____

DESCRIPTION: _____

1

2

3

M

NAME: _____

PHONE # (____) _____

GOURD IS NOT FOR SALE _____

GOURD IS FOR SALE # _____

PERMISSION TO MOVE GOURD TO A CORRECT CATEGORY YES___ NO___


PICK UP TAG - keep this portion

NAME: _____

ENTRANT # _____

DIVISION: _____

CATEGORY _____



ENTRANT # _____

DIVISION: _____

CATEGORY _____

DESCRIPTION: _____

1

2

3

M

NAME: _____

PHONE # (____) _____

GOURD IS NOT FOR SALE _____

GOURD IS FOR SALE # _____

PERMISSION TO MOVE GOURD TO A CORRECT CATEGORY YES___ NO___


PICK UP TAG - keep this portion

NAME: _____

ENTRANT # _____

DIVISION: _____

CATEGORY _____



ENTRANT # _____

DIVISION: _____

CATEGORY _____

DESCRIPTION: _____

1

2

3

M

NAME: _____

PHONE # (____) _____

GOURD IS NOT FOR SALE _____

GOURD IS FOR SALE # _____

PERMISSION TO MOVE GOURD TO A CORRECT CATEGORY YES___ NO___

PICK UP TAG - keep this portion

NAME: _____

ENTRANT # _____

DIVISION: _____

CATEGORY _____

- MUST BE PRINTED ON WHITE CARD STOCK PAPER.

- Use hole Punch to punch top hole only, attach to gourd using thin white string. Tape may be applied if necessary.
- Fill in tag completely before arriving. Phone # should be a number you can be reached at during the show.
- Entrant number will be assigned upon check in. You will need the bottom tab to pick up gourds at end of show.

Division: I = Dried Gourds II = Junior Division III = NOVICE TECHNIQUES IV = MASTER TECHNIQUES
 V = Adult Crafted Gourds VI = Theme Division

Category: individual categories.

Description of gourd: ex: Eagle Design on bowl plus feathers

GOURD IS FOR SALE: Mark an "X" if not for sale or the price if for sale. All sales must go through the exhibit chairperson.

GOURD PLACED IN WRONG CATEGORIES WILL ONLY BE MOVED BY A JUDGE/CLERK IF THE "YES" LINE IS CHECKED.